


Turtleback Adventures LLC  
1424 E Broadway Road Ste B  
Phoenix, AZ 85016 US  
855-732-2383  
info@turtlebacktrailers.com  
www.turtlebacktrailers.com




## Estimate

### ADDRESS



### SHIP TO



ESTIMATE # 1259

DATE 03/16/2020

### SHIP VIA

FOB

DATE	ACTIVITY	DESCRIPTION	QTY	RATE	AMOUNT
	^TURTLEBACK EXPEDITION TRAILER BASE BUILD PACKAGE	TURTLEBACK EXPEDITION TRAILER BASE BUILD PACKAGE	1	0.00	0.00
	*EXPEDITION TRAILER - BASE BUILD		1	26,995.00	
	*EXPEDITION CHASSIS	WELDED 2 X 3 GALVANIZED TUBE STEEL CHASSIS WITH 11 GAUGE ALUMINUM FLOOR SYSTEM	1	0.00	
	* 3,500 LB RATED TIMBREN AXLELESS SUSPENSION	3,500 LB RATED TIMBREN AXLELESS SUSPENSION	1	0.00	
	*RECEIVER HITCHES	FRONT AND REAR 2 INCH RECEIVER HITCHES	1	0.00	
	*EXPEDITION TRAILER SKIN AND BOX KIT	EXPEDITION ALUMINUM SKIN AND BOX KIT INCLUDING FRONT, SIDES, VALANCES, DOORS, NOSE BOX, SIDE BOXES, AND TURTLE TAILGATE EMBLEM	1	0.00	
	*EXPEDITION SLIDE-OUT KITCHEN	INCLUDES PARTNER STEEL STAINLESS STOVE WITH DUAL 10,000 BTU 18" BURNERS, LID, AND ADJUSTABLE WIND GUARDS, DUAL PRESSURE PROPANE SYSTEM, DOMETIC DEEP WELL STAINLESS STEEL	1	0.00	

DATE	ACTIVITY	DESCRIPTION	QTY	RATE	AMOUNT
		SINK AND FAUCET WITH TEMPERED GLASS LID PREP SURFACE			
	<b>*SINGLE BATTERY ELECTRICAL SYSTEM</b>	SINGLE BATTERY ELECTRICAL SYSTEM: TXL 125 C AUTOMOTIVE WIRING, BLUE SEA MARINE-GRADE COMPONENTS, SINGLE TROJAN GROUP 31 AGM DEEP CYCLE BATTERY, BATTERY BOX, BLUE SEA 6 CIRCUIT FUSE BLOCK, BLUE SEA SINGLE BATTERY DISCONNECT SWITCH, 6 AMP SINGLE BANK BATTERY CHARGER (SHORE POWER)	1	0.00	
	<b>*ON-BOARD SYSTEMS CONTROL PANEL</b>	INTERIOR SIDEBOX MOUNTED CONTROL PANEL WITH BLUE SEA 8 CIRCUIT BREAKER PANEL, BATTERY POWER DISCONNECT, 2.1A USB CHARGE PORT, 12V SOCKET, OLED VOLTMETER, AND WATER HEATER SWITCH.	1	0.00	
	<b>*LED LIGHTING SYSTEM</b>	4 EXTERIOR FLOOD LIGHTS, 4 STORAGE BOX LIGHTS, 1 MAIN STORAGE AREA LIGHT, 1 NOSE BOX LIGHT, 1 UTILITY AREA LIGHT, 1 CONTROL PANEL LIGHT, 3 UNDERCARRIAGE GREEN "TURTLE" CONVENIENCE LIGHTS	1	0.00	
	<b>*7-PIN TRAILER CONNECTION</b>	INCLUDES CHARGE LINE, BRAKE CONTROLLER LINE, RUNNING LIGHTS, SIGNAL LIGHTS, AND REVERSE LIGHTS	1	0.00	
	<b>*STANDARD ROOF RACK</b>	4 RAIL CARGO/RTT POWDER COATED STEEL RACK	1	0.00	
	<b>*DUAL STAINLESS STEEL FOLD DOWN PREP TABLES</b>	18" X 36" STAINLESS STEEL PREP TABLE MOUNTED ON TAILGATE SWING OUT AND 16" X 25" STAINLESS STEEL PREP TABLE MOUNTED ON KITCHEN DOOR	1	0.00	
	<b>*WATER TANK</b>	42 GALLON, FOOD GRADE, BPA FREE, WATER TANK WITH EXTERNAL, LOCKABLE FILL DOOR (VENTED)	1	0.00	
	<b>*WATER PUMP</b>	12V ON DEMAND WATER PUMP 3 GPM, 55 PSI, SELF PRIMING	1	0.00	

DATE	ACTIVITY	DESCRIPTION	QTY	RATE	AMOUNT
	<b>*WATER HEATER</b>	ATWOOD 6 GALLON DIRECT SPARK IGNITION WATER HEATER	1	0.00	
	<b>*SHOWER</b>	LOCKABLE EXTERIOR USE SHOWER WITH DEDICATED VALVE CONTROL, 5' PVC HOSE, AND SHOWERHEAD	1	0.00	
	<b>*PRIMARY PROPANE TANK</b>	11 LB PANCAKE TYPE TANK FOR PRIMARY ON-BOARD SYSTEMS (DRIVER'S SIDE)	1	0.00	
	<b>!EXPEDITION STANDARD WHEELS AND TIRES</b>	(2) 16 INCH STEEL WHEELS WITH ALL-TERRAIN 265/75R16 TIRES	1	0.00	
	<b>*TAILGATE WITH SPARE MOUNT</b>	*SWING OUT TAILGATE WITH FLIP-DOWN TABLE, SPARE TIRE MOUNT, AND ROTOPAX MOUNT. MOUNTED ON IDLER HUB ASSEMBLY FOR AXLE SPARE.	1	0.00	
	<b>*NOSE JACK</b>	2,000 LB SWING AWAY TONGUE JACK	1	0.00	
	<b>*SAFETY SYSTEMS</b>	TRAILER BREAK-AWAY BRAKE ACTIVATION SWITCH, LED YELLOW AND RED SIDE MARKER LIGHTS. LED BRAKE LIGHTS, SIGNAL LIGHTS, AND RUNNING LIGHTS. INTEGRATED REVERSE LIGHTS. ADJUSTABLE REAR STABILIZER (REQUIRED FOR DISCONNECTED HITCH USE). DUAL TOWING SAFETY CHAINS.	1	0.00	
	<b>*STANDARD COLOR POWDER COATING</b>	STANDARD COLOR POWDER COATING (**Orange/ Gray**)	1	0.00	
	<b>MAX COUPLER</b>	MAX COUPLER ARTICULATING HITCH (6,000 LB RATING)	1	250.00	250.00T
	<b>2 INCH DROP BALL MOUNT</b>	2 INCH DROP BALL MOUNT CURT EXTENDED 45270	1	30.00	30.00T
	<b>*DUAL BATTERY ELECTRICAL SYSTEM</b>	GXL 125 C AUTOMOTIVE WIRING, BLUE SEA MARINE- GRADE COMPONENTS, DUAL TROJAN GROUP 31 AGM DEEP CYCLE BATTERIES FOR A COMBINED 210 AMP- HOURS OF POWER, BATTERY BOXES, BLUE SEA 6 CIRCUIT FUSE BLOCK, BLUE SEA DUAL BATTERY DISCONNECT SWITCH, 6 AMP HEAVY DUTY BATTERY CHARGER (SHORE	1	445.00	445.00T

DATE	ACTIVITY	DESCRIPTION	QTY	RATE	AMOUNT
		POWER).			
	<b>*1000 WATT PURE SINE WAVE INVERTER PACKAGE</b>	1000 WATT PURE SINE WAVE INVERTER WITH BLUE SEA 150 AMP BREAKER	1	745.00	745.00T
	<b>REDARC 12v Charger</b>	REDARC 12v Charger	1	495.00	495.00T
	<b>XANTREX SOC MONITOR SYSTEM</b>	XANTREX SOC MONITOR SYSTEM	1	400.00	400.00T
	<b>*UPGRADED ROOF RACK</b>	4 RAIL CARGO/RTT POWDER COATED STEEL RACK WITH STORAGE AREA FOR 30" WIDE PICNIC TABLES, CHAIRS, ETC WITH SINGLE REAR DOOR MOUNTED ON ROOF RACK ASSEMBLY	1	295.00	295.00T
	<b>*EXPEDITION COMPOSITE KITCHEN &amp; INTERIOR PANEL UPGRADE</b>	UPGRADES INTERIOR PANELS AND KITCHEN TO MARINE GRADE HIGH DENSITY POLYMER MATERIAL. WATERPROOF AND UV STABLE THIS MATERIAL WILL LAST A LIFETIME.	1	795.00	795.00T
	<b>ACCESSORY TANK WITH STAINLESS BRACKET KIT</b>	ACCESSORY TANK WITH STAINLESS BRACKET KIT	1	195.00	195.00T
	<b>*EXPEDITION SPARE TIRE</b>	*EXPEDITION SPARE TIRE	1	325.00	325.00T
	<b>*CUSTOM TIRES</b>	***285/70r17 bfg ko2 at **	3	70.00	210.00T
	<b>*CUSTOM WHEELS</b>	*** customer will provide wheels***	0	0.00	0.00T
	<b>*WHEEL ADAPTER / SPACER</b>	TBD on customers wheels	3	75.00	225.00T
	<b>*PEREGRINE 270 AWNING KIT</b>	PEREGRINE AWNING KIT WITH ADJUSTABLE STAINLESS BRACKETS	1	1,174.00	1,174.00T
	<b>MISC HARDWARE</b>	CVT denail Pioneer ext annex Gray	1	2,895.00	2,895.00T
	<b>*ADDITIONAL CHARGE PORT</b>	ADDITIONAL CHARGE PORT (driver side kitchen, main box)	2	95.00	190.00T
	<b>*EXPEDITION SIDE BOX TREADPLATE CAPS</b>	BLACK POWDER COATED TREAD PLATE ON TOP OF SIDE STORAGE BOXES	1	150.00	150.00T
	<b>*CUSTOM FRIDGE SLIDE MOUNT</b>	CUSTOM ALUMINUM FRIDGE SLIDE MOUNT FOR EXPEDITION STORAGE AREA	1	150.00	150.00T
	<b>DOMETIC 50/65 QT FRIDGE SLIDE</b>	DOMETIC 50/65 QT FRIDGE SLIDE CFX-SLD5065	1	295.00	295.00T
	<b>MISCELLANEOUS</b>	customer to provide fridge / ARB 47 L 50qu	1	0.00	0.00

DATE	ACTIVITY	DESCRIPTION	QTY	RATE	AMOUNT
	ROTOPAX 4 GALLON GAS PACK	ROTOPAX 4 GALLON GAS PACK	2	109.95	219.90T
	ROTOPAX EXTENSION	ROTOPAX EXTENSION	2	39.95	79.90T
	ROTOPAX DELUXE LOCKING PACK MOUNT	ROTOPAX DELUXE LOCKING PACK MOUNT	1	64.42	64.42T
	ROTOPAX DELUXE PACK MOUNT	ROTOPAX DELUXE PACK MOUNT	1	59.95	59.95T
	Doc Fee	Doc Fee	1	395.00	395.00
	*POLE STORAGE TUBE	POLE STORAGE TUBE WITH LOCKABLE DOOR	1	225.00	225.00T


Thank you for considering the purchase of a Turtleback Trailer. Please contact us with any questions that you may have or to place your order. To proceed please sign this invoice and send it back with a non-refundable deposit of 50% of the purchase price to get your new trailer going.

SUBTOTAL	37,303.17
TAX	3,093.12
<b>TOTAL</b>	<b>\$40,396.29</b>

Thanks,

The Gang at Turtleback Trailers

Accepted By



Accepted Date **03/16/2020**